











0 500 1000 1500 2000  
 SCALE IN METRES  
 CONTOUR INTERVALS: 40M

## ACTIVITIES & SERVICES

- |   |               |   |                    |
|---|---------------|---|--------------------|
|  | Cabin/shelter |  | Backcountry Skiing |
|  | Information   |  | Snowshoeing        |
|  | Parking       |   |                    |
|  | Pit Toilet    |   |                    |

## ROADS & TRAILS

- |   |  |
|---|--|
|  | Forest Service Road                        |
|  | All-Season Trail<br>(with Trail Distances) |
|  | Winter Trail Only                          |
|  | Park Boundary                              |